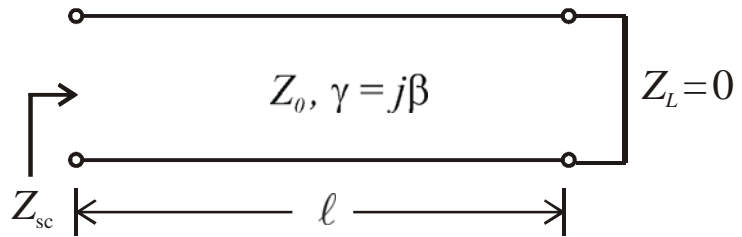


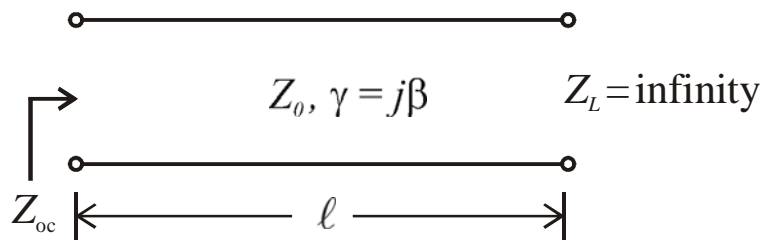
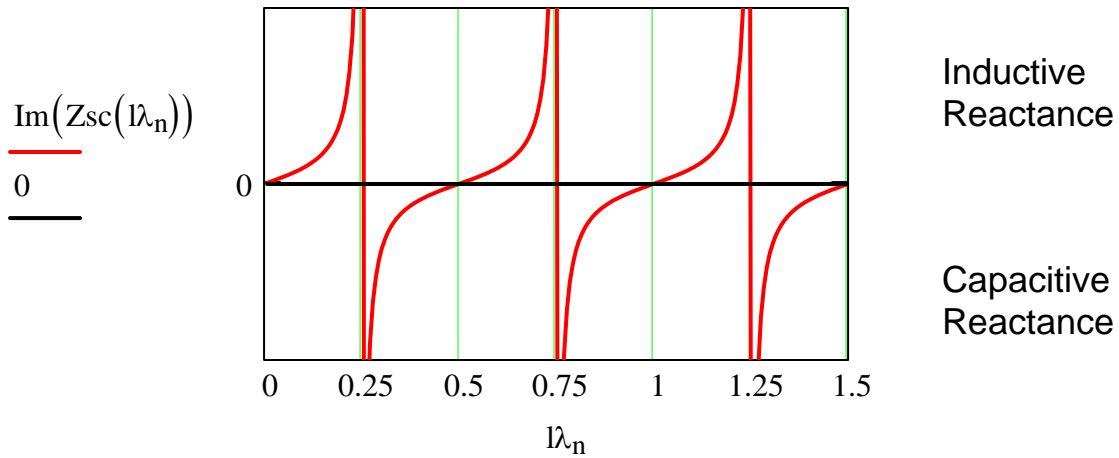
EE382 Transmission Line Circuit Elements

$$Z_0 := 50 \ \Omega \quad Z_{sc}(x) := j \cdot Z_0 \cdot \tan(2 \cdot \pi \cdot x) \quad Z_{oc}(x) := \frac{Z_0}{j \cdot \tan(2 \cdot \pi \cdot x)}$$

$$n := 1 \dots 200 \quad \delta := 0.01 \quad l\lambda_n := \frac{1.5 + \delta}{200} \cdot n$$



Short Circuit Stub



Open Circuit Stub

